



NATURAL SCIENCES ADMISSIONS ASSESSMENT (NSAA)

Content Specification

For assessment in 2020

Overview

The Natural Sciences Admissions Assessment consists of two sections:

Section 1 consists of four parts of which candidates should answer two (mathematics and one of the sciences). Each part contains 20 multiple-choice questions. The time allowed for Section 1 is 60 minutes. Calculators may NOT be used in Section 1.

Section 2 consists of three parts of which candidates should answer any one. Each part contains 20 multiple-choice questions. The time allowed for Section 2 is 60 minutes. Calculators may NOT be used in Section 2.

The purpose of the Natural Sciences Admissions Assessment is to determine a candidate's potential to achieve in an academically demanding undergraduate degree course. Questions draw upon a candidate's ability to use and apply their scientific and mathematical knowledge. The assessment is designed to be challenging in order to differentiate effectively between able applicants, including those who might have achieved the highest possible grades in school examinations.

Format

Section 1 consists of four parts. **Candidates will be required to answer Part A, and one further Part chosen from B, C and D.** The four parts are:

- Part A Mathematics
- Part B Physics
- Part C Chemistry
- Part D Biology

There are 20 multiple-choice questions in each part, and each candidate will therefore be required to answer a total of 40 questions. The time allowed to complete Section 1 is 60 minutes and candidates should be careful to manage their time accordingly. Results for each part will be reported separately. Calculators may NOT be used in Section 1.

Section 2 consists of three parts. **Candidates will be required to answer one part only.** The three parts are:

- Part X Physics
- Part Y Chemistry
- Part Z Biology

There are 20 multiple-choice questions in each part. The time allowed to complete Section 2 is 60 minutes. Calculators may NOT be used in Section 2.

Candidates will require a soft (HB) pencil for both sections, and will be issued with a separate answer sheet for each section on which to indicate their answers.

Example questions for Section 1 and Section 2 are given in Appendix 3.

Content

Section 1

Questions in Section 1 will draw upon the topics listed for each part in Appendix 1. All parts will assume knowledge of the mathematical content of Part A (Mathematics). The knowledge assumed for each part in Section 1 is summarised:

Part A (Mathematics)	Mathematics	(topics labelled 'M', Appendix 1)
Part B (Physics)	Physics Mathematics	(topics labelled 'P', Appendix 1) (topics labelled 'M', Appendix 1)
Part C (Chemistry)	Chemistry Mathematics	(topics labelled 'C', Appendix 1) (topics labelled 'M', Appendix 1)
Part D (Biology)	Biology Mathematics	(topics labelled 'B', Appendix 1) (topics labelled 'M', Appendix 1)

Section 2

Questions in Section 2 will draw upon the relevant subject-specific topics as in the following table:

Part X (Physics)	Advanced Physics Advanced Mathematics Physics Mathematics	(topics labelled 'AP', Appendix 2) (topics labelled 'AM', Appendix 2) (topics labelled 'P', Appendix 1) (topics labelled 'M', Appendix 1)
Part Y (Chemistry)	Advanced Chemistry Chemistry Mathematics	(topics labelled 'AC', Appendix 2) (topics labelled 'C', Appendix 1) (topics labelled 'M', Appendix 1)
Part Z (Biology)	Biology Mathematics	(topics labelled 'B', Appendix 1) (topics labelled 'M', Appendix 1)

All parts in this section assume knowledge of the mathematical content of Section 1 Part A (Mathematics). Parts X (Physics) and Part Y (Chemistry) assume knowledge of the specified additional "Advanced" content listed in Appendix 2. Part Z (Biology) requires no additional knowledge of content beyond Section 1.

Candidates are expected to apply conceptual knowledge to deconstruct and solve problems. Some questions involve the straightforward application of this knowledge, but others require more creative thinking, problem solving, and the application of principles in less familiar contexts.

Scoring

In both Section 1 and Section 2, each correct answer will score 1 mark. No marks are deducted for incorrect answers. Results for each part will be reported **separately**.

Scientific Quantities and Units

Throughout this specification, it should be assumed that, where mention is made of a particular quantity, knowledge of the SI unit of that quantity is also expected (including the relationship of the unit to other SI units through the equations linking their quantities).

Candidates will be expected to be familiar with the following SI prefixes when used in connection with any SI unit:

nano-	10^{-9}
micro-	10^{-6}
milli-	10^{-3}
centi-	10^{-2}
deci-	10^{-1}
kilo-	10^3
mega-	10^6
giga-	10^9

Candidates are expected to be familiar with the use of negative indices in units, for example m s^{-1} for velocity.

APPENDIX 1: KNOWLEDGE ASSUMED IN SECTION 1

The material that follows outlines the scientific and mathematical knowledge assessed in Section 1 of the Natural Sciences Admissions Assessment.

Section 1 consists of four parts. **Candidates will be required to answer Part A, and one further Part chosen from B, C and D.** The four parts are:

Part A Mathematics

Part B Physics

Part C Chemistry

Part D Biology

There are 20 multiple-choice questions in each part.

The time allowed to complete Section 2 is 60 minutes.

Calculators may NOT be used in Section 2.

Questions in Section 1 will draw upon the topics listed for each part in Appendix 1 as in the following table:

Part A (Mathematics)	Mathematics	(topics labelled 'M', Appendix 1)
Part B (Physics)	Physics Mathematics	(topics labelled 'P', Appendix 1) (topics labelled 'M', Appendix 1)
Part C (Chemistry)	Chemistry Mathematics	(topics labelled 'C', Appendix 1) (topics labelled 'M', Appendix 1)
Part D (Biology)	Biology Mathematics	(topics labelled 'B', Appendix 1) (topics labelled 'M', Appendix 1)

All parts will assume knowledge of the mathematical content of Part A (Mathematics).

MATHEMATICS

M1. Units

- M1.1 Use standard units of mass, length, time, money and other measures.
Use compound units such as speed, rates of pay, unit pricing, density and pressure, including using decimal quantities where appropriate.
- M1.2 Change freely between related standard units (e.g. time, length, area, volume/capacity, mass) and compound units (e.g. speed, rates of pay, prices, density, pressure) in numerical and algebraic contexts.

M2. Number

- M2.1 Order positive and negative integers, decimals and fractions.
Understand and use the symbols: $=$, \neq , $<$, $>$, \leq , \geq .
- M2.2 Apply the four operations (addition, subtraction, multiplication and division) to integers, decimals, simple fractions (proper and improper) and mixed numbers – any of which could be positive and negative.
Understand and use place value.
- M2.3 Use the concepts and vocabulary of prime numbers, factors (divisors), multiples, common factors, common multiples, highest common factor, lowest common multiple, and prime factorisation (including use of product notation and the unique factorisation theorem).
- M2.4 Recognise and use relationships between operations, including inverse operations.
Use cancellation to simplify calculations and expressions.
Understand and use the convention for priority of operations, including brackets, powers, roots and reciprocals.
- M2.5 Apply systematic listing strategies. (For instance, if there are m ways of doing one task and for each of these tasks there are n ways of doing another task, then the total number of ways the two tasks can be done in order is $m \times n$ ways.)
- M2.6 Use and understand the terms: *square*, *positive* and *negative square root*, *cube* and *cube root*.
- M2.7 Use index laws to simplify numerical expressions, and for multiplication and division of integer, fractional and negative powers.
- M2.8 Interpret, order and calculate with numbers written in standard index form (standard form); numbers are written in standard form as $a \times 10^n$, where $1 \leq a < 10$ and n is an integer.
- M2.9 Convert between terminating decimals, percentages and fractions.
Convert between recurring decimals and their corresponding fractions.
- M2.10 Use fractions, decimals and percentages interchangeably in calculations.
Understand equivalent fractions.

- M2.11 Calculate exactly with fractions, surds and multiples of π .
Simplify surd expressions involving squares, e.g. $\sqrt{12} = \sqrt{4 \times 3} = \sqrt{4}\sqrt{3} = 2\sqrt{3}$, and rationalise denominators; for example, candidates could be asked to rationalise expressions such as: $\frac{3}{\sqrt{7}}$, $\frac{5}{3+2\sqrt{5}}$, $\frac{7}{2-\sqrt{3}}$, $\frac{3}{\sqrt{5}-\sqrt{2}}$.
- M2.12 Calculate with upper and lower bounds, and use in contextual problems.
- M2.13 Round numbers and measures to an appropriate degree of accuracy, e.g. to a specified number of decimal places or significant figures.
Use inequality notation to specify simple error intervals due to truncation or rounding.
- M2.14 Use approximation to produce estimates of calculations, including expressions involving π or surds.

M3. Ratio and proportion

- M3.1 Understand and use scale factors, scale diagrams and maps.
- M3.2 Express a quantity as a fraction of another, where the fraction is less than 1 or greater than 1.
- M3.3 Understand and use ratio notation.
- M3.4 Divide a given quantity into two (or more) parts in a given *part:part* ratio.
Express the division of a quantity into two parts as a ratio.
- M3.5 Apply ratio to real contexts and problems, such as those involving conversion, comparison, scaling, mixing and concentrations.
Express a multiplicative relationship between two quantities as a ratio or a fraction.
- M3.6 Understand and use proportion.
Relate ratios to fractions and to linear functions.
- M3.7 Identify and work with fractions in ratio problems.
- M3.8 Define percentage as 'number of parts per hundred'.
Interpret percentages and percentage changes as a fraction or a decimal, and interpret these multiplicatively.
Express one quantity as a percentage of another.
Compare two quantities using percentages.
Work with percentages greater than 100%.
Solve problems involving percentage change, including percentage increase/decrease, original value problems and simple interest calculations.

- M3.9 Understand and use direct and inverse proportion, including algebraic representations.
Recognise and interpret graphs that illustrate direct and inverse proportion.
Set up, use and interpret equations to solve problems involving direct and inverse proportion (including questions involving integer and fractional powers).
Understand that x is inversely proportional to y is equivalent to x is proportional to $\frac{1}{y}$.
- M3.10 Compare lengths, areas and volumes using ratio notation.
Understand and make links to similarity (including trigonometric ratios) and scale factors.
- M3.11 Set up, solve and interpret the answers in growth and decay problems, including compound interest, and work with general iterative processes.

M4. Algebra

- M4.1 Understand, use and interpret algebraic notation; for instance: ab in place of $a \times b$; $3y$ in place of $y+y+y$ and $3 \times y$; a^2 in place of $a \times a$; a^3 in place of $a \times a \times a$; a^2b in place of $a \times a \times b$; $\frac{a}{b}$ in place of $a \div b$.
- M4.2 Use index laws in algebra for multiplication and division of integer, fractional, and negative powers.
- M4.3 Substitute numerical values into formulae and expressions, including scientific formulae.
Understand and use the concepts and vocabulary: *expressions, equations, formulae, identities, inequalities, terms* and *factors*.
- M4.4 Collect like terms, multiply a single term over a bracket, take out common factors, and expand products of two or more binomials.
- M4.5 Factorise quadratic expressions of the form x^2+bx+c , including the difference of two squares.
Factorise quadratic expressions of the form ax^2+bx+c , including the difference of two squares.
- M4.6 Simplify expressions involving sums, products and powers, including the laws of indices.
Simplify rational expressions by cancelling, or factorising and cancelling.
Use the four rules on algebraic rational expressions.
- M4.7 Rearrange formulae to change the subject.
- M4.8 Understand the difference between an equation and an identity.
Argue mathematically to show that algebraic expressions are equivalent.
- M4.9 Work with coordinates in all four quadrants.
- M4.10 Identify and interpret gradients and intercepts of linear functions ($y = mx + c$) graphically and algebraically.
Identify pairs of parallel lines and identify pairs of perpendicular lines, including the relationships between gradients.
Find the equation of the line through two given points, or through one point with a given gradient.

- M4.11 Identify and interpret roots, intercepts and turning points of quadratic functions graphically.
Deduce roots algebraically, and turning points by completing the square.
- M4.12 Recognise, sketch and interpret graphs of:
- linear functions
 - quadratic functions
 - simple cubic functions
 - the reciprocal function: $y = \frac{1}{x}$ with $x \neq 0$
 - the exponential function: $y = k^x$ for positive values of k
 - trigonometric functions (with arguments in degrees): $y = \sin x$, $y = \cos x$, $y = \tan x$ for angles of any size
- M4.13 Interpret graphs (including reciprocal graphs and exponential graphs) and graphs of non-standard functions in real contexts to find approximate solutions to problems, such as simple kinematic problems involving distance, speed and acceleration.
- M4.14 Calculate or estimate gradients of graphs and areas under graphs (including quadratic and other non-linear graphs), and interpret results in cases such as distance–time graphs, speed–time graphs and graphs in financial contexts.
- M4.15 Set up and solve, both algebraically and graphically, simple equations including simultaneous equations involving two unknowns; this may include one linear and one quadratic equation.
Solve two simultaneous equations in two variables (linear/linear or linear/quadratic) algebraically.
Find approximate solutions using a graph.
Translate simple situations or procedures into algebraic expressions or formulae; for example, derive an equation (or two simultaneous equations), solve the equation(s) and interpret the solution.
- M4.16 Solve quadratic equations (including those that require rearrangement) algebraically by factorising, by completing the square, and by using the quadratic formula.
Know the quadratic formula: $x = \frac{-b \pm \sqrt{b^2 - 4ac}}{2a}$
Find approximate solutions of quadratic equations using a graph.
- M4.17 Solve linear inequalities in one or two variables.
Represent the solution set on a number line, or on a graph, or in words.
- M4.18 Generate terms of a sequence using term-to-term or position-to-term rules.
- M4.19 Deduce expressions to calculate the n^{th} term of linear or quadratic sequences.

M5. Geometry

- M5.1 Use conventional terms and notation: points, lines, line segments, vertices, edges, planes, parallel lines, perpendicular lines, right angles, subtended angles, polygons, regular polygons and polygons with reflection and/or rotational symmetries.
- M5.2 Recall and use the properties of angles at a point, angles on a straight line, perpendicular lines and opposite angles at a vertex.
Understand and use the angle properties of parallel lines, intersecting lines, triangles and quadrilaterals.
Calculate and use the sum of the interior angles, and the sum of the exterior angles, of polygons.
- M5.3 Derive and apply the properties and definitions of special types of quadrilaterals, including square, rectangle, parallelogram, trapezium, kite and rhombus.
Derive and apply the properties and definitions of various types of triangle and other plane figures using appropriate language.
- M5.4 Understand and use the basic congruence criteria for triangles (SSS, SAS, ASA, RHS).
- M5.5 Apply angle facts, triangle congruence, similarity, and properties of quadrilaterals to results about angles and sides.
- M5.6 Identify, describe and construct congruent and similar shapes, including on coordinate axes, by considering rotation, reflection, translation and enlargement (including fractional and negative scale factors).
Describe the changes and invariance achieved by combinations of rotations, reflections and translations.
Describe translations as 2-dimensional vectors.
- M5.7 Know and use the formula for Pythagoras' theorem: $a^2 + b^2 = c^2$
Use Pythagoras' theorem in both 2 and 3 dimensions.
- M5.8 Identify and use conventional circle terms: *centre*, *radius*, *chord*, *diameter*, *circumference*, *tangent*, *arc*, *sector* and *segment* (including the use of the terms *minor* and *major* for arcs, sectors and segments).
- M5.9 Apply the standard circle theorems concerning angles, radii, tangents and chords, and use them to prove related results:
- angle subtended at the centre is twice the angle subtended at the circumference
 - angle in a semicircle is 90°
 - angles in the same segment are equal
 - angle between a tangent and a chord (alternate segment theorem)
 - angle between a radius and a tangent is 90°
 - properties of cyclic quadrilaterals
- M5.10 Solve geometrical problems on 2-dimensional coordinate axes.
- M5.11 Know the terminology *faces*, *surfaces*, *edges* and *vertices* when applied to cubes, cuboids, prisms, cylinders, pyramids, cones, spheres and hemispheres.

M5.12 Interpret plans and elevations of 3-dimensional shapes.

M5.13 Use and interpret maps and scale drawings.

Understand and use three-figure bearings.

M5.14 Know and apply formulae to calculate:

a. the area of triangles, parallelograms, trapezia

b. the volume of cuboids and other right prisms.

M5.15 Know the formulae:

a. circumference of a circle = $2\pi r = \pi d$

b. area of a circle = πr^2

c. volume of a right circular cylinder = $\pi r^2 h$

Formulae relating to spheres, pyramids and cones will be given if needed.

Use formulae to calculate:

a. perimeters of 2-dimensional shapes, including circles

b. areas of circles and composite shapes

c. surface area and volume of spheres, pyramids, cones and composite solids

M5.16 Calculate arc lengths, angles and areas of sectors of circles.

M5.17 Apply the concepts of congruence and similarity in simple figures, including the relationships between lengths, areas and volumes.

M5.18 Know and use the trigonometric ratios:

$$\sin \theta = \frac{\text{opposite}}{\text{hypotenuse}} \quad \cos \theta = \frac{\text{adjacent}}{\text{hypotenuse}} \quad \tan \theta = \frac{\text{opposite}}{\text{adjacent}}$$

Apply these to find angles and lengths in right-angled triangles and, where possible, general triangles in 2- and 3-dimensional figures.

Know the exact values of $\sin \theta$ and $\cos \theta$ for $\theta = 0^\circ, 30^\circ, 45^\circ, 60^\circ, 90^\circ$.

Know the exact values of $\tan \theta$ for $\theta = 0^\circ, 30^\circ, 45^\circ, 60^\circ$.

Candidates are not expected to recall or use the sine or cosine rules.

M5.19 Apply addition and subtraction of vectors, multiplication of vectors by a scalar, and diagrammatic and column representations of vectors.

Use vectors to construct geometric arguments and proofs.

M6. Statistics

- M6.1 Interpret and construct tables, charts and diagrams, including:
- two-way tables, frequency tables, bar charts, pie charts and pictograms for categorical data
 - vertical line charts for ungrouped discrete numerical data
 - tables and line graphs for time series data

Know the appropriate use of each of these representations.

- M6.2 Interpret and construct diagrams for grouped discrete data and continuous data:
- histograms with equal and unequal class intervals
 - cumulative frequency graphs

Know the appropriate use of each of these diagrams.

Understand and use the term *frequency density*.

- M6.3 Calculate the *mean, mode, median and range* for ungrouped data.
Find the modal class; calculate estimates of the range, mean and median for grouped data, and understand why these are estimates.
Describe a population using statistics.
Make simple comparisons.
Compare data sets using like-for-like summary values.
Understand the advantages and disadvantages of summary values.
Calculate estimates of mean, median, mode, range, quartiles and interquartile range from graphical representation of grouped data.
Use the median and interquartile range to compare distributions.
- M6.4 Use and interpret scatter graphs of bivariate data.
Recognise correlation, and know that it does not indicate causation.
Draw estimated lines of best fit.
Interpolate and extrapolate apparent trends whilst knowing the dangers of so doing.

M7. Probability

- M7.1 Analyse the frequency of outcomes of probability experiments using tables and frequency trees.
- M7.2 Apply ideas of randomness, fairness and equally likely events to calculate expected outcomes of multiple future experiments.
Understand that if an experiment is repeated, the outcome may be different.
- M7.3 Relate relative expected frequencies to theoretical probability, using appropriate language and the '0 to 1' probability scale.

- M7.4 Apply the property that the probabilities of an exhaustive set of outcomes sum to one.
Apply the property that the probabilities of an exhaustive set of mutually exclusive events sum to one.
- M7.5 Enumerate sets and combinations of sets systematically, using tables, grids, Venn diagrams and tree diagrams. Candidates are not expected to know formal set theory notation.
- M7.6 Construct theoretical possibility spaces for single and combined experiments with equally likely outcomes, and use these to calculate theoretical probabilities.
- M7.7 Know when to add or multiply two probabilities, and understand conditional probability.
Calculate and interpret conditional probabilities through representation using expected frequencies with two-way tables, tree diagrams and Venn diagrams.
Understand the use of tree diagrams to represent outcomes of combined events:
- a. when the probabilities are independent of the previous outcome
 - b. when the probabilities are dependent on the previous outcome.

PHYSICS

P1. Electricity

P1.1 Electrostatics:

- Know and understand that insulators can be charged by friction.
- Know and understand that charging is caused by gain or loss of electrons.
- Know and understand that like charges repel and unlike charges attract.
- Understand applications and hazards associated with electrostatics, including the role of earthing.

P1.2 Electric circuits:

- Know and recognise the basic circuit symbols and diagrams, including: cell, battery, light source, resistor, variable resistor, ammeter, voltmeter, switch, diode.
- Understand the difference between alternating current (ac) and direct current (dc).
- Understand the difference between conductors and insulators, and recall examples of each type.
- Know and be able to apply: $\text{current} = \frac{\text{charge}}{\text{time}}$, $I = \frac{Q}{t}$
- Know and understand the use of voltmeters and ammeters.
- Know and be able to apply: $\text{resistance} = \frac{\text{voltage}}{\text{current}}$, $R = \frac{V}{I}$
- Recall and interpret $V-I$ graphs for a fixed resistor and a filament lamp.
- Know the properties of NTC (negative temperature coefficient) thermistors, LDRs (light-dependent resistors) and ideal diodes.
- Know and understand the current and voltage rules for series and parallel circuits.
- Calculate the total resistance for resistor combinations in series.
- Understand that the total resistance of a parallel combination is less than that of any individual resistor.
- Know and be able to apply: $\text{voltage} = \frac{\text{energy}}{\text{charge}}$, $V = \frac{E}{Q}$
- Know and be able to apply: $\text{power} = \text{current} \times \text{voltage}$, $P = IV = I^2R$
- Know and be able to apply: $\text{energy transfer} = \text{power} \times \text{time}$, $E = VIt$

P2. Magnetism

P2.1 Properties of magnets:

- a. Know and be able to use the terms *north pole*, *south pole*, *attraction* and *repulsion*.
- b. Know the magnetic field pattern around a bar magnet (including direction).
- c. Understand the difference between soft and hard magnetic materials (e.g. iron and steel).
- d. Qualitatively understand induced magnetism.

P2.2 Magnetic field due to an electric current:

- a. Know and understand the magnetic effect of a current.
- b. Know the magnetic field patterns around current-carrying wires (including direction) for straight wires and coils/solenoids.
- c. Know and understand the factors affecting magnetic field strength around a wire.
- d. Understand the difference between permanent magnets and electromagnets.

P2.3 The motor effect:

- a. Know that a wire carrying a current in a magnetic field can experience a force.
- b. Know the factors affecting the direction of a force on a wire in a magnetic field (including the left-hand rule).
- c. Know the factors affecting the magnitude of the force on a wire in a magnetic field.
- d. Know and be able to apply $F = BIL$ for a straight wire at right angles to a uniform magnetic field.
- e. Know and understand the construction and operation of a dc motor, including factors affecting the magnitude of the force produced.
- f. Understand applications of electromagnets.

P2.4 Electromagnetic induction:

- a. Know and understand that a voltage is induced when a wire cuts magnetic field lines, or when a magnetic field changes.
- b. Know the factors affecting the magnitude of an induced voltage.
- c. Know the factors affecting the direction of an induced voltage.
- d. Understand the operation of an ac generator, including factors affecting the output voltage.
- e. Interpret the graphical representation of the output voltage of a simple ac generator.
- f. Understand applications of electromagnetic induction.

P2.5 Transformers:

- a. Know and understand the terms *step-up transformer* and *step-down transformer*.
- b. Know and use the relationship between the number of turns on the primary and secondary coils, and the voltage ratio: $\frac{V_p}{V_s} = \frac{n_p}{n_s}$
- c. Know that a consequence of 100% efficiency is total transfer of electrical power, and that this gives rise to the following relationship: $V_p I_p = V_s I_s$. Know and use this relationship to solve problems.
- d. Understand power transmission, including calculating losses during transmission and the need for high voltage.

P3. Mechanics

P3.1 Kinematics:

- a. Know and understand the difference between scalar and vector quantities.
- b. Know and understand the difference between distance and displacement and between speed and velocity.
- c. Know and be able to apply: $\text{speed} = \frac{\text{distance}}{\text{time}}$,
 $\text{velocity} = \frac{\text{change in displacement}}{\text{time}}$
- d. Know and be able to apply: $\text{acceleration} = \frac{\text{change in velocity}}{\text{time}}$
- e. Interpret distance–time, displacement–time, speed–time and velocity–time graphs.
- f. Perform calculations using gradients and areas under graphs.
- g. Know and be able to apply: $\text{average speed} = \frac{\text{total distance}}{\text{total time}}$
- h. Know and be able to apply the equation of motion: $v^2 - u^2 = 2as$

P3.2 Forces:

- a. Understand that there are different types of force, including weight, normal contact, drag (including air resistance), friction, magnetic, electrostatic, thrust, upthrust, lift and tension.
- b. Know and understand the factors that can affect the magnitude and direction of the forces in 3.2a.
- c. Draw and interpret force diagrams.
- d. Qualitatively understand resultant force, with calculations in one dimension.

- P3.3 Force and extension:
- Interpret force–extension graphs.
 - Understand elastic and inelastic extension, and elastic limits.
 - Know and be able to apply Hooke's law ($F = kx$), and understand the meaning of the limit of proportionality.
 - Understand energy stored in a stretched spring as: $E = \frac{1}{2}Fx = \frac{1}{2}kx^2$
- P3.4 Newton's laws:
- Know and understand Newton's first law as: 'a body will remain at rest or in a state of uniform motion in a straight line unless acted on by a resultant external force'.
 - Understand mass as a property that resists change in motion (inertia).
 - Know and understand Newton's second law as: force = mass \times acceleration
 - Know and understand Newton's third law as: 'if body A exerts a force on body B then body B exerts an equal and opposite force of the same type on body A'.
- P3.5 Mass and weight:
- Know and understand the difference between mass and weight.
 - Know and be able to apply gravitational field strength, g , approximated as 10 N kg^{-1} on Earth.
 - Know and be able to apply the relationship between mass and weight: $w = mg$
 - Understand free-fall acceleration.
 - Know the factors affecting air resistance.
 - Understand terminal velocity and the forces involved.
- P3.6 Momentum:
- Know and be able to apply: momentum = mass \times velocity, $p = mv$
 - Know and be able to use the law of conservation of momentum in calculations in one dimension.
 - Know and be able to apply: force = rate of change of momentum

P3.7 Energy:

- a. Know and be able to apply: work = force \times distance moved (in direction of force)
- b. Understand work done as a transfer of energy.
- c. Know and be able to apply: gravitational potential energy = mgh , where h is the difference in height of the object.
- d. Know and be able to apply: kinetic energy = $\frac{1}{2}mv^2$
- e. Know and be able to apply: power = $\frac{\text{energy transfer}}{\text{time}}$
- f. Know and be able to use in calculations the law of conservation of energy.
- g. Understand the concepts of useful energy and wasted energy.
- h. Know and be able to apply: percentage efficiency = $\frac{\text{useful output}}{\text{total input}} \times 100$

P4. Thermal physics

P4.1 Conduction:

- a. Know and understand thermal conductors and insulators, with examples.
- b. Know and be able to apply factors affecting rate of conduction.

P4.2 Convection:

- a. Understand and be able to apply the effect of temperature on density of fluid.
- b. Understand and be able to apply fluid flow caused by differences in density.

P4.3 Thermal radiation:

- a. Understand thermal radiation as electromagnetic waves in the infrared region.
- b. Know and be able to apply absorption and emission of radiation.
- c. Know and be able to apply factors affecting rate of absorption and emission of thermal radiation.

P4.4 Heat capacity:

- a. Understand the effect of energy transferred to or from an object on its temperature.
- b. Know and be able to apply: specific heat capacity = $\frac{\text{thermal energy}}{\text{mass} \times \text{temperature change}}$
where temperature is measured in $^{\circ}\text{C}$ and specific heat capacity, c , is measured in $\text{J kg}^{-1}^{\circ}\text{C}^{-1}$.

P5. Matter

P5.1 States of matter:

- Know the characteristic properties of solids, liquids and gases.
- Know and be able to apply particle models of solids, liquids and gases.
- Know and be able to explain properties of solids, liquids and gases in terms of particle motion and the forces and distances between the particles.

P5.2 Ideal gases:

- Be able to explain pressure and temperature in terms of the behaviour of particles.
- Understand and be able to apply the effect of pressure (P) on gas volume (V) at constant temperature, i.e. $PV = \text{constant}$.

P5.3 State changes:

- Understand the terms *melting point* and *boiling point*.
- Know and understand the terms *latent heat of fusion* and *latent heat of vaporisation*.
- Know and be able to apply specific latent heat calculations.

P5.4 Density:

- Know and be able to apply: $\text{density} = \frac{\text{mass}}{\text{volume}}$, $\rho = \frac{m}{V}$
- Understand the experimental determination of densities.
- Be able to compare the densities of solids, liquids and gases.

P5.5 Pressure:

- Know and be able to apply: $\text{pressure} = \frac{\text{force}}{\text{area}}$
- Know and be able to apply: hydrostatic pressure = $h\rho g$, where h is the height, or depth, of the liquid.

P6. Waves

P6.1 Wave properties:

- Understand the transfer of energy without net movement of matter.
- Know and understand transverse and longitudinal waves.
- Know and understand the terms: *peak*, *trough*, *compression* and *rarefaction*.
- Recall examples of waves, including electromagnetic waves and sound.
- Know and be able to use the terms: *amplitude*, *wavelength*, *frequency* and *period*.
- Know and be able to apply: frequency = $\frac{1}{\text{period}}$, $f = \frac{1}{T}$
- Know and be able to apply: wave speed = $\frac{\text{distance}}{\text{time}}$
- Know and be able to apply: wave speed = frequency \times wavelength, $v = f\lambda$

P6.2 Wave behaviour:

- Know and understand reflection at a surface.
- Know and understand refraction at a boundary.
- Know and understand the effect of reflection and refraction on the speed, frequency, wavelength and direction of waves.
- Know and understand the analogy of reflection and refraction of light with that of water waves.
- Know and understand the Doppler effect.

P6.3 Optics:

- Draw and interpret ray diagrams to describe reflection in plane mirrors.
- Know and be able to apply: angle of incidence = angle of reflection
- Draw and interpret ray diagrams for refraction at a planar boundary.
- Know and be able to interpret angle of incidence and angle of refraction.
- Know and understand the effect of refraction on wave direction (away from or towards the normal) and speed (increasing or decreasing).

P6.4 Sound waves:

- Understand the production of sound waves by a vibrating source.
- Understand the need for a medium.
- Understand qualitatively the relation of loudness to amplitude and pitch to frequency.
- Know and understand longitudinal waves.
- Understand that reflection causes echoes.
- Recall that the range of human hearing is 20 Hz to 20 kHz.
- Know and understand ultrasound and its uses (sonar and medical scanning).

P6.5 Electromagnetic spectrum:

- a. Know and understand the nature and properties of electromagnetic waves (they are transverse waves and travel at the speed of light in a vacuum).
- b. Recall the component parts of the spectrum (radio waves, microwaves, IR, visible light, UV, X-rays, gamma).
- c. Understand the distinction of the component parts by different wavelengths and/or frequencies.
- d. Recall the order of the component parts by wavelength and/or frequency.
- e. Understand applications and hazards of the component parts of the electromagnetic spectrum.

P7. Radioactivity

P7.1 Atomic structure:

- a. Understand the atom in terms of protons, neutrons and electrons.
- b. Know and be able to apply the nuclear model of atomic structure.
- c. Know the relative charges and masses of protons, neutrons and electrons.
- d. Understand and be able to use the terms *atomic number* and *mass number*.
- e. Know and understand the term *isotope*.
- f. Know and understand the term *nuclide*, and use nuclide notation.
- g. Understand that ionisation is caused by the gain/loss of electrons.

P7.2 Radioactive decay:

- a. Know and understand that emissions arise from an unstable nucleus.
- b. Know and understand the random nature of emissions.
- c. Know and understand the differences between alpha, beta and gamma emission.
- d. Know and understand the nature of alpha and beta particles, and gamma radiation.
- e. Be able to use and interpret nuclear equations.
- f. Know the effect of decay on atomic number and mass number.

P7.3 Ionising radiation:

- a. Know the relative penetrating abilities of alpha, beta and gamma radiation.
- b. Know the relative ionising abilities of alpha, beta and gamma radiation.
- c. Understand qualitatively the deflection of alpha, beta and gamma radiation in electric or magnetic fields.
- d. Know and appreciate the existence of background radiation.
- e. Understand the applications and hazards of ionising radiation.

P7.4 Half-life:

- a. Be able to interpret graphical representations of radioactive decay (including consideration of decay products).
- b. Understand the meaning of the term *half-life*.
- c. Understand and be able to apply half-life calculations.

CHEMISTRY

C1. Atomic structure

- C1.1 Describe the structure of the atom as a central nucleus (containing protons and neutrons) surrounded by electrons moving in shells/energy levels.
- C1.2 Know the relative masses and charges of protons, neutrons and electrons, and recognise that most of the mass of an atom is in the nucleus.
- C1.3 Know and be able to use the terms *atomic number* and *mass number*, together with standard notation (e.g. $^{12}_6\text{C}$), and so be able to calculate the number of protons, neutrons and electrons in any atom or ion.
- C1.4 Use the atomic number to write the electron configurations of the first 20 elements in the Periodic Table (H to Ca) in comma-separated format (e.g. 2,8,8,1 for a potassium atom).
- C1.5 Know the definition of isotopes as atoms of an element with the same number of protons but different numbers of neutrons (so having different mass numbers). Use data, including that from a mass spectrometer, to identify the number and abundances of different isotopes of elements.
- C1.6 Know and use the concept of relative atomic mass, A_r , including calculating values from given data.

C2. The Periodic Table (IUPAC conventions, Groups are labelled as 1-18)

- C2.1 Know that Periods are horizontal rows and Groups are vertical columns.
- C2.2 Know that the elements are arranged in the order of increasing atomic number.
- C2.3 Recall the position of metals and non-metals in the Periodic Table: alkali metals (Group 1), alkaline earth metals (Group 2), common non-metals in Group 16, the halogens (Group 17), the noble gases (Group 18) and the transition metals.
- C2.4 Know and use the relationship between the position of an atom in the Periodic Table (Group and Period) and the electron configuration of the atom.
- C2.5 Understand that elements in the same Group have similar chemical properties and that down a metal Group, reactivity increases and down a non-metal Group, reactivity decreases.

C3. Chemical reactions, formulae and equations

- C3.1 Understand that in a chemical reaction, new substances are formed by the rearrangement of atoms and their electrons, but no nuclei are destroyed or created.
- C3.2 Know the chemical formulae of simple, common ionic and covalent compounds.
- C3.3 Know and use state symbols: solid (s), liquid (l), gas (g), aqueous solution (aq).
- C3.4 Be able to construct and balance a chemical equation, including ionic and half-equations.

- C3.5 Understand that often chemical reactions can be reversible and do not go to completion. All of the reactants do not turn fully into the products but the reaction reaches a state of equilibrium in a closed system.
- Know the factors that can affect the position of an equilibrium (concentration of reactants/products, temperature, overall pressure).
 - Predict the effect of changing these factors on the position of equilibrium.

C4. Quantitative chemistry

- C4.1 Use A_r values to calculate the relative molar mass, M_r .
- C4.2 Know that Avogadro's number gives the number of particles in one mole of a substance.
- C4.3 Know that one mole of a substance is the A_r or M_r in grams, and perform conversions of grams to moles and *vice versa* (including working in tonnes and kilograms). Know that the amount of a substance corresponds to the number of moles of a substance.
- C4.4 Calculate the percentage composition by mass of a compound using given A_r values.
- C4.5 Know that the *empirical formula* is the simplest integer ratio of atoms in a compound. Find the empirical formula of a compound from a variety of data, such as the percentage composition by mass of the elements present or reacting masses. Find the molecular formula from the empirical formula if given the M_r value.
- C4.6 Use balanced chemical equations to calculate the masses of reactants and products, including if there is a limiting reactant present.
- C4.7 Be able to construct balanced chemical equations from reacting masses or gas volumes data.
- C4.8 Understand that (for an ideal gas) one mole of a gas occupies a set volume at a given temperature and pressure (for example, 24 dm^3 at room temperature and pressure (rtp)), and perform conversions of volumes to number of moles, and *vice versa*.
- C4.9 Solutions:
- Understand that concentration can be measured in mol dm^{-3} or g dm^{-3} , and be able to calculate the concentration given the number of moles (or mass) of solute and the volume of solution.
 - Know the term *saturated solution*, be able to calculate solubility and interpret solubility data.
- C4.10 Use the concentrations of solutions (or find the concentrations from given data) and the reacting ratio of reactants from the balanced equation to perform titration calculations.
- C4.11 Calculate the percentage yield of a reaction using the balanced chemical equation and the equation:
$$\text{percentage yield} = \frac{\text{actual yield (g)}}{\text{predicted yield (g)}} \times 100$$

C5. Oxidation, reduction and redox

- C5.1 Know that on a basic level, oxidation is the gain of oxygen and that reduction is the removal of oxygen.
- C5.2 Know and be able to use the concept that oxidation and reduction are the transfer of electrons, i.e. reduction is the gain of electrons and oxidation is the loss of electrons.
- C5.3 Determine and use the oxidation states of atoms in simple inorganic compounds.
- C5.4 Identify any chemical equation that involves: oxidation only, reduction only, redox (both oxidation and reduction taking place), or no oxidation/reduction.
- C5.5 Understand the concept of *disproportionation* and recognise reactions (or species) where this occurs.
- C5.6 Understand the terms *oxidising agent* and *reducing agent*, and be able to identify them in reactions.

C6. Chemical bonding, structure and properties

- C6.1 Define and understand the differences between elements, compounds and mixtures.
- C6.2 Understand that atoms often react to form compounds which have the electron configuration of a noble gas (Group 18). Understand that the type of bonding taking place depends on the atoms involved in the reaction.
- C6.3 Ionic bonding:
- Know that ions are formed by transfer of electrons from atoms of metals to atoms of non-metals, and that these ions (of opposite charge) attract to form ionic compounds.
 - Predict the charge of the most stable ions formed from elements in Groups 1, 2, 16 and 17 and aluminium by consideration of their electron configuration.
 - Know the chemical formulae of common compound ions, e.g. CO_3^{2-} and OH^- .
 - Know that when an element can exist in more than one oxidation state, e.g. Cu, Fe, then Roman numerals are used to denote the one present, e.g. iron(III) chloride for FeCl_3 .
 - Determine the formulae of ionic compounds from their constituent ions.
 - Understand the general physical properties of ionic compounds, such as melting point and conductivity.
- C6.4 Covalent bonding:
- Know that a covalent bond is formed when atoms share one (or more) pair(s) of electrons, generally between non-metals.
 - Understand that covalently bonded substances can be small molecules (e.g. water, ammonia, methane) or giant structures (e.g. diamond, graphite, silicon dioxide).
 - Understand the general physical properties of substances composed of small molecules or of those that exist as giant covalent structures.

- C6.5 Metallic bonding:
- Understand that solid metals exist as a giant structure of positively charged ions surrounded by delocalised (free) electrons.
 - Understand the general physical properties of metals, such as melting point and conductivity.
- C6.6 Understand that intermolecular forces can exist between molecules, and that these forces must be overcome in melting and boiling.
- C6.7 Be able to relate structure and bonding to physical properties, such as melting point and conductivity.

C7. Group chemistry

- C7.1 Know the physical and chemical properties of the alkali metals (Group 1), the halogens (Group 17) and the noble gases (Group 18).
- C7.2 Describe the trends in chemical reactivity and physical properties of the alkali metals (Group 1) and make predictions based on those trends.
- C7.3 The halogens (Group 17):
- Describe the trends in chemical reactivity and physical properties of the halogens and make predictions based on those trends.
 - Explain what is meant by a displacement reaction, in terms of reactivity competition, between halogens and halide ions.

C8. Separation techniques

- C8.1 Know that chemical processes are required to displace constituent elements from their compounds.
- C8.2 Know that physical processes are required to separate mixtures, including miscible/immiscible liquids and dissolved/insoluble solids.
- C8.3 Know when to apply the following separation techniques: simple/fractional distillation, paper chromatography (including use of R_f values), use of a separating funnel, centrifugation, dissolving, filtration, evaporation and crystallisation.
- C8.4 Know how to establish the purity of a substance using chromatography.

C9. Acids, bases and salts

C9.1 Acids:

- Define an acid as a substance that can form $\text{H}^+(\text{aq})$ ions or that is an H^+ donor.
- Describe reactions with metals, carbonates, metal hydroxides and metal oxides in which salts are formed.
- Understand the terms *strong*, *weak*, *dilute* and *concentrated*.
- Know that some oxides of non-metals react with water to form acidic solutions.
- Recall that pH is a measure of H^+ ion concentration, and recall that a change of 1 on the pH scale corresponds to a change by a factor of 10 in H^+ ion concentration.
- Know that one mole of some acidic substances is able to form/donate more than one mole of H^+ ions, including the use of the terms *mono-*, *di-*, *tri-*, and *polyprotic*.

C9.2 Bases:

- Define a base as a substance that can form $\text{OH}^-(\text{aq})$ ions or that is an H^+ acceptor.
- Understand the terms *strong*, *weak*, *dilute* and *concentrated*.
- Know that some oxides and hydroxides of metals react with water to form alkaline solutions.

C9.3 Know that the reaction of an acid with a base can lead to neutralisation and is often exothermic.

C10. Rates of reaction

C10.1 Describe the qualitative effects on a rate of reaction of concentration, temperature, particle size, a catalyst and, for gases, pressure.

C10.2 Know that the rate of reaction can be found by measuring the loss of a reactant or the gain of a product, or by measurement of a physical property over time, and be able to identify which of these measurements can be used in a given situation.

C10.3 Interpret data in graphical form concerning the rate of a reaction.

C10.4 Use collision theory to explain changes in the rate of a reaction.

C10.5 Understand that particles must have sufficient energy when they collide to react, and that this energy is called the activation energy (E_a). Identify the activation energy on an energy level diagram.

C10.6 Know that catalysts:

- are not used up in a reaction.
- are chemically unchanged at the end of a reaction.
- provide an alternative route (reaction mechanism) with a lower activation energy, and interpret this effect on an energy level diagram.
- do not affect the position of an equilibrium.

C11. Energetics

- C11.1 Understand the concepts of an exothermic reaction, for which ΔH is negative (negative enthalpy change), and an endothermic reaction, for which ΔH is positive (positive enthalpy change).
- C11.2 Know that if a reversible reaction is exothermic in one direction, it is endothermic in the other direction.
- C11.3 Be able to interpret energy level diagrams.
- C11.4 Be able to calculate energy changes from specific heat capacities and changes in temperature in calorimetry experiments.
- C11.5 Know that bond breaking is endothermic and bond formation is exothermic, and be able to use bond energy data to calculate energy changes.

C12. Electrolysis

- C12.1 Understand the terms *electrode*, *cathode (negative electrode)*, *anode (positive electrode)* and *electrolyte*.
- C12.2 Understand why direct current (dc), and not alternating current (ac), is used in electrolysis.
- C12.3 Understand that in electrolysis at the cathode, the cations (positively charged ions) receive electrons (reduction) to change into atoms or molecules, and at the anode, the anions (negatively charged ions) lose electrons to form atoms or molecules (oxidation).
- C12.4 Understand and be able to predict the products of the electrolysis of the following:
 - a. aqueous solutions (including those of salts), including situations where more than one ion/molecule is attracted to a single electrode
 - b. molten binary compounds
- C12.5 Be able to write half-equations for the processes taking place at each electrode.
- C12.6 Explain how electrolysis is used to electroplate objects.

C13. Carbon/Organic chemistry

C13.1 General concepts:

- Know that crude oil is the main source of hydrocarbons and that it is separated into fractions by fractional distillation (names and uses of specific fractions not expected).
- Understand the link between carbon chain length and the following trends in physical properties of hydrocarbons: boiling points, viscosity, flammability.
- Know the use of longer chain alkanes in cracking to form shorter chain alkanes and alkenes, and be able to write balanced chemical equations for these reactions.
- Understand structural isomerism and be able to recognise examples.
- Understand and be able to use the following terms: *molecular formula*, *full structural formula (displayed structure)* and *condensed structural formula*.
- Understand and be able to use the terms *complete combustion* and *incomplete combustion*, and be able to write balanced chemical equations for such reactions.
- Know the IUPAC guidelines for the systematic naming of carbon compounds, and apply the guidelines in order to be able to name all the compounds in this section of the specification.
- Know and understand the terms *homologous series* and *functional group*.

C13.2 Alkanes (saturated hydrocarbons):

- Describe alkanes as a homologous series with the general formula of C_nH_{2n+2} .
- Be able to name, or recognise from the name, the C1 to C6 straight-chain alkanes.

C13.3 Alkenes (unsaturated hydrocarbons):

- Describe alkenes as a homologous series with a double bond and the general formula C_nH_{2n} .
- Be able to name, or recognise from the name, C2 to C6 straight-chain alkenes, including the position of the double bond.
- Recognise and be able to use the test for unsaturation with bromine water.
- Know that addition reactions take place with the following substances: hydrogen, halogens, hydrogen halides and steam. Be able to write the balanced chemical equations for these reactions and recognise the formulae of the products formed. (Mechanisms and consideration of carbocation stability are **not** required.)

C13.4 Polymers:

- Addition polymerisation, polyalkenes:
 - Know that alkenes or other molecules with a C=C bond may react with each other to form long-chain saturated molecules called polymers by addition reactions called polymerisation, and that the unsaturated molecules are called monomers.
 - If given an unsaturated monomer molecule, be able to recognise the structure of the polymer and *vice versa*.
 - Be able to recognise the repeating unit of these polymers.

- b. Condensation polymerisation, polyesters and polyamides (to include amino acids forming proteins):
 - i. If given the monomer molecules, be able to recognise the structure of the polymer and *vice versa*.
 - ii. Be able to recognise the repeating unit of these polymers.
- c. Understand the terms *biodegradable* and *non-biodegradable* when applied to polymers.

C13.5 Alcohols:

- a. Describe alcohols as a homologous series with the general formula $C_nH_{2n+1}OH$.
- b. Be able to name, or recognise from the name, C1 to C6 straight-chain alcohols, including the position of the -OH group.
- c. Describe the reaction of alcohols with sodium metal.

C13.6 Carboxylic acids:

- a. Describe carboxylic acids as a homologous series with the general formula $C_nH_{2n+1}COOH$.
- b. Be able to name, or recognise from the name, C1 to C6 straight-chain carboxylic acids.
- c. Describe the chemical properties of carboxylic acids as those of weak acids, and so be able to predict their reactions and determine the formulae of their salts.
- d. Know that carboxylic acids react with alcohols in the presence of an acid catalyst to produce esters.

C14. Metals

- C14.1 Understand that the reactivity of a metal is linked to its tendency to form positive ions and the ease of extraction of the metal.
- C14.2 Be able to use displacement reactions to establish the order of reactivity of metals and *vice versa*.
- C14.3 Describe how the uses of metals are related to their physical and chemical properties, e.g. Al, Fe, Cu, Ag, Au, Ti, and understand that alloys can be formed to produce materials with specific properties.
- C14.4 Know that most metal ores are the oxides of the metal, and that the extraction of metals always involves reduction processes.
- C14.5 Know that common properties of transition metals include:
 - a. they are able to form stable ions in different oxidation states
 - b. they often form coloured compounds
 - c. they are often used as catalysts (as ions or atoms)

C15. Kinetic/Particle theory

- C15.1 Be able to describe the packing and movement of particles in the three states of matter: solid, liquid and gas.
- C15.2 Understand the changes to the packing and movement of particles in the following changes of state: freezing, melting, boiling/evaporating, and condensing. Understand that the energy required for these processes is related to the bonding and structure of the substance, including a consideration of intermolecular forces.

C16. Chemical tests

- C16.1 Know and recognise the following tests for gases:
- hydrogen – explodes with a ‘squeaky pop’ when a burning splint is held at the open end of a test tube
 - oxygen – relights a glowing splint
 - carbon dioxide – limewater turns cloudy when shaken with the gas
 - chlorine – damp blue litmus paper turns red and then is bleached (paper turns white)
- C16.2 Know, recognise and describe the following tests for the anions:
- carbonates – using a dilute acid
 - halides – using an aqueous solution of silver nitrate in the presence of dilute nitric acid (chlorides form a white precipitate; bromides form a cream precipitate; iodides form a yellow precipitate)
 - sulfates – using an aqueous solution of barium chloride in the presence of dilute hydrochloric acid
- C16.3 Know and recognise the test for the following metal cations using aqueous sodium hydroxide:
- Al^{3+} , Ca^{2+} and Mg^{2+} each form a white precipitate.
 - Cu^{2+} forms a blue precipitate.
 - Fe^{2+} forms a green precipitate.
 - Fe^{3+} forms a brown precipitate.
- C16.4 Recall and recognise the flame test for the cations of the following metals:
Li (crimson red), Na (yellow-orange), K (lilac), Ca (red-orange), Cu (green)
- C16.5 Know and recognise the test for the presence of water using anhydrous copper(II) sulfate (colour change from white to blue).

C17. Air and water

- C17.1 Know and be able to use the composition of dry air, and understand that fractional distillation can be used to separate the components of air.
- C17.2 Know the origins and describe the effects of greenhouse gases such as CO₂ and CH₄.
- C17.3 Know the origins and effects of gaseous pollutants such as CO, CO₂, SO₂ and NO_x.
- C17.4 Know the purpose of chlorine and fluoride ions in the treatment of drinking water.

BIOLOGY

B1. Cells

- B1.1 Know and understand the structure and function of the main sub-cellular components of both animal and plant eukaryotic cells to include:
- a. cell membrane
 - b. cytoplasm
 - c. nucleus
 - d. mitochondrion
 - e. cell wall (plant only)
 - f. chloroplast (plant only)
 - g. vacuole (plant only)
- B1.2 Know and understand the structure and function of the main sub-cellular components of prokaryotic cells (bacteria) to include:
- a. cell membrane
 - b. cytoplasm
 - c. cell wall
 - d. chromosomal DNA/no 'true' nucleus
 - e. plasmid DNA
- B1.3 Know and understand the levels of organisation as: cells to tissues to organs to organ systems.

B2. Movement across membranes

- B2.1 Know and understand the processes of diffusion, osmosis and active transport, including examples in living and non-living systems.

B3. Cell division and sex determination

- B3.1 Mitosis and the cell cycle:
- a. Know and understand that the cell cycle includes interphase (the cell grows and DNA is copied) and mitosis (division leading to two daughter cells that have the same number of chromosomes so are genetically identical to each other and the parental cell).
 - b. Know and understand the role of mitosis in growth by increasing cell numbers, repair of tissues, replacement of worn out cells and asexual reproduction.
 - c. Understand that cancer is the result of changes in cells that lead to uncontrolled growth and division.

- B3.2 Meiosis and the cell cycle:
- Know and understand the cell cycle includes interphase (the cell grows and DNA is copied) and meiosis (division that produces daughter cells, known as gametes, in which the chromosome number is halved from diploid to haploid so they have a single set of chromosomes). Each daughter cell will be genetically different.
 - Know and understand the role of meiosis in reducing the chromosome number and that the full chromosome complement is restored at fertilisation.
- B3.3 Asexual and sexual reproduction:
- Know and understand that asexual reproduction involves one parent and that offspring are genetically identical when no mutations occur.
 - Know and understand that sexual reproduction involves two parents and that offspring are genetically different in relation to each other and the parents, leading to (increased) variation.
- B3.4 Sex determination:
- Know that, in most mammals including humans, females are XX and males are XY.
 - Be able to establish the sex and ratio of offspring using genetic diagrams.

B4. Inheritance

- B4.1 Know the nucleus as a site of genetic material/chromosomes/genes in plant and animal cells.
- B4.2 Know and understand the following genetic terms:
- gene
 - allele
 - dominant
 - recessive
 - heterozygous
 - homozygous
 - phenotype
 - genotype
 - chromosome
- B4.3 Monohybrid crosses:
- Use and interpret genetic diagrams to depict monohybrid (single gene) crosses.
 - Use family trees/pedigrees.
 - Express outcome as ratios, numbers, probabilities or percentages.
 - Understand the concept of inherited conditions.
 - Know that most phenotypic features are the result of multiple genes rather than a single gene inheritance.

B5. DNA

B5.1 Understand that:

- a. the genome is the entire genetic material (DNA) of an organism.
- b. chromosomes contain DNA.

B5.2 Describe the structure of DNA:

- a. Know that DNA is a polymer made up of two strands forming a double helix.
- b. Know that DNA is made from four different nucleotides, each consisting of a common sugar and phosphate group along with one of four different bases attached to the sugar.
- c. Know the complementary pairs of bases – adenine (A) with thymine (T), guanine (G) with cytosine (C) – and that the sequence of these bases is the genetic code.

B5.3 Protein synthesis:

- a. Know and understand that genes carry the code for proteins.
- b. Know and understand that the genetic code is 'read' as triplets, and that each triplet codes for an amino acid.
- c. Understand that protein synthesis involves the production of proteins from amino acids.

B5.4 Gene mutations:

- a. Understand that a mutation is a change in the DNA.
- b. Know that most mutations have no effect on the phenotype, some will have a small effect, whilst occasionally others will determine the phenotype.

B6. Gene technologies

B6.1 Genetic engineering:

- a. Understand the process of genetic engineering to include:
 - i. taking a copy of a gene from (DNA/chromosomes of) one organism.
 - ii. insertion of that gene into the DNA of another organism.
 - iii. the roles of restriction enzymes and ligases.
- b. Recall examples of genetic engineering in different cell types.
- c. Explain the benefits and risks of using genetic engineering in medical applications.

B6.2 Stem cells:

- a. Know that embryonic stem cells can give rise to any cell type.
- b. Know that cells lose this ability as an animal matures.
- c. Know the functions of stem cells including adult stem cells.
- d. Explain the benefits and risks of using stem cells in medical applications.

B6.3 Selective breeding:

- a. Understand the impact of selective breeding on domesticated animals.

B7. Variation

B7.1 Natural selection and evolution:

- a. Know that there is usually extensive genetic variation within a population of a species.
- b. Describe evolution as a change in the inherited characteristics of a population over time through a process of natural selection which may result in the formation of a new species.
- c. Explain how evolution can occur through natural selection of variants that give rise to phenotypes best suited to their environment.
- d. Understand antibiotic resistance and that it is an example of evolution through natural selection.

B7.2 Sources of variation:

- a. Understand that variation can be genetic/inherited, resulting in a range of phenotypes.
- b. Understand that variation can also be environmental, which affects a range of phenotypes.

B8. Enzymes

B8.1 Understand that enzymes are biological catalysts.

B8.2 Understand the mechanism of enzyme action including the active site and enzyme specificity.

B8.3 Understand the factors affecting the rate of enzyme action:

- a. temperature
- b. pH

B8.4 Know the role of the amylases, proteases and lipases in digestion.

B9. Animal physiology

B9.1 Respiration:

- a. Understand the process of cellular respiration.
- b. Understand the process of aerobic respiration, including the word equation.
- c. Understand the process of anaerobic respiration in animals, including the word equation.

B9.2 Organ systems:

- a. Nervous system:
 - i. Understand that the central nervous system comprises the brain and spinal cord.
 - ii. Explain the structure and function of sensory neurones, relay neurones, motor neurones, synapses and the reflex arc.
- b. Respiratory system:
 - i. Explain the structure and function of the respiratory (breathing) system, including the structure of the thorax.
 - ii. Understand the processes of ventilation and gas exchange.
 - iii. Understand the importance of a high surface area : volume ratio for the gas exchange process.
- c. Circulatory system:
 - i. Understand the structure and function of the circulatory system, including the heart, heart rate and ECGs, and the blood vessels (arteries, veins and capillaries).
 - ii. Understand the composition and function of the blood (red blood cells carry oxygen; white blood cells are involved in antibody production and phagocytosis; platelets are involved in blood clotting; and plasma is involved both in the transport of blood components and other dissolved substances including hormones, antibodies, urea and carbon dioxide, and in the distribution of heat).
 - iii. Understand the relationship with the gaseous exchange system.
 - iv. Understand the need for exchange surfaces and a transport system in multicellular organisms in terms of surface area : volume ratio.
- d. Digestive system:
 - i. Understand the structure and function of the digestive system.
 - ii. Understand the processes of peristalsis, digestion, absorption and egestion.
- e. Excretory system:
 - i. Understand the structure and function of the excretory system, including the kidney and the nephron.
 - ii. Understand the role of the kidneys in homeostasis.

B9.3 Homeostasis:

- a. Know that homeostasis is the maintenance of a constant internal environment, and appreciate its importance.
- b. Understand the concept of negative feedback.
- c. Understand the regulation of blood glucose levels, including the role of insulin and glucagon.
- d. Understand type 1 and type 2 diabetes, and how type 1 diabetes can be treated.
- e. Understand the regulation of water content (including ADH) and the regulation of temperature.

B9.4 Hormones:

- a. Recall that hormones are released from specific endocrine glands and travel in the blood to their target structures.
- b. Explain the roles of thyroxine and adrenaline in the body, including thyroxine as an example of a negative feedback system.
- c. Describe the role of hormones in human reproduction including:
 - i. those in the menstrual cycle (FSH, LH, oestrogen and progesterone)
 - ii. those in contraception, and the differences between hormonal and non-hormonal forms of contraception.

B9.5 Disease and body defence:

- a. Communicable diseases:
 - i. Know that communicable diseases are caused by pathogenic bacteria, viruses, protists and fungi.
 - ii. Understand the transmission routes of sexually transmitted infections, including the effect on the immune system of HIV which results in AIDS.
 - iii. Understand the treatment of disease, including the use of antibiotics, vaccines (role of dead and inactive pathogens, antibody production and formation of memory cells) and techniques to prevent the spread of pathogens including HIV.
 - iv. Understand the process of discovery and development of new medicines including pre-clinical and clinical testing.
- b. Non-communicable diseases:
 - i. Know that the following diseases are caused by the interaction of many factors: cardiovascular disease, many forms of cancer, some lung and liver diseases and diseases influenced by nutrition, including type 2 diabetes.
 - ii. Know that cardiovascular disease can be treated/managed using life-long medication (including statins, anti-coagulants and anti-hypertensive drugs), surgical procedures (including stents and bypass for coronary heart disease), and lifestyle changes (including reducing smoking, more exercise and a balanced diet).

B10. Ecosystems

B10.1 Levels of organisation in an ecosystem:

- a. Describe the organisation of levels within an ecosystem from individuals through to populations, and from communities through to ecosystems.
- b. Understand that communities are affected by abiotic and biotic factors.
- c. Appreciate the factors that can cause a population to change in size.
- d. Describe the importance of interdependence in ecosystems (relating to predation, mutualism and parasitism) and of competition in a community.
- e. Know and understand that photosynthetic organisms are the primary producers of food in an ecosystem, and therefore biomass.

B10.2 Material cycling:

- a. Explain the importance of the carbon cycle to include the following processes:
 - i. photosynthesis
 - ii. respiration
 - iii. combustion
 - iv. decomposition
- b. Understand the importance of the water cycle to living organisms.

B10.3 Biodiversity:

- a. Understand how quadrats and belt transects are used to investigate the distribution and abundance of organisms in a habitat.
- b. Explain how to determine the number of organisms in a given area.
- c. Describe the positive and negative human interactions in an ecosystem and explain their impact on biodiversity including fish farming, acid rain and eutrophication.

B11. Plant physiology

B11.1 Importance of photosynthesis:

- a. Describe the process of photosynthesis, and describe it as an endothermic reaction that uses light energy to react carbon dioxide and water to produce glucose and oxygen.
- b. Describe photosynthetic organisms as the main producers of food and therefore biomass.
- c. Explain the effect of temperature, light intensity and carbon dioxide concentration as limiting factors on the rate of photosynthesis.

B11.2 Transport systems in plants:

- a. Explain how the structures of xylem and phloem are adapted to their functions in the plant including:
 - i. lignified dead cells in xylem tissue, which transports water and mineral ions from the roots to the stems and leaves.
 - ii. living cells in phloem tissue, which transports dissolved sugars from the leaves to the rest of the plant for immediate use or storage.
- b. Explain how water and mineral ions are taken up by plants, relating the structure of the root hair cells to their function.
- c. Describe the processes of transpiration and translocation, including the structure and function of the stomata.
- d. Explain the effect of environmental factors on the rate of water uptake by a plant including light intensity, air movement, humidity and temperature.
- e. Calculate the rate of transpiration as:

$$\frac{\text{volume of water}}{\text{time taken}}$$

APPENDIX 2: ADDITIONAL ASSUMED KNOWLEDGE IN SECTION 2

The material that follows outlines the additional scientific and mathematical knowledge assessed in Section 2 of the Natural Sciences Admissions Assessment.

Section 2 consists of three parts. **Candidates will be required to answer one part only.** The three parts are:

Part X Physics

Part Y Chemistry

Part Z Biology

There are 20 multiple-choice questions in each part.

The time allowed to complete Section 2 is 60 minutes.

Calculators may NOT be used in Section 2.

Questions in Section 2 will draw upon the relevant subject-specific topics as in the following table:

Part X (Physics)	Advanced Physics Advanced Mathematics Physics Mathematics	(topics labelled 'AP', Appendix 2) (topics labelled 'AM', Appendix 2) (topics labelled 'P', Appendix 1) (topics labelled 'M', Appendix 1)
Part Y (Chemistry)	Advanced Chemistry Chemistry Mathematics	(topics labelled 'AC', Appendix 2) (topics labelled 'C', Appendix 1) (topics labelled 'M', Appendix 1)
Part Z (Biology)	Biology Mathematics	(topics labelled 'B', Appendix 1) (topics labelled 'M', Appendix 1)

All parts assume knowledge of the mathematical content of Section 1 Part A (Mathematics).

Parts X (Physics) and Part Y (Chemistry) assume knowledge of the specified additional "Advanced" content listed in Appendix 2.

Part Z (Biology) requires no additional knowledge of content beyond Section 1.

Candidates are expected to apply conceptual knowledge to deconstruct and solve problems. Some questions involve the straightforward application of this knowledge, but others require more creative thinking, problem solving, and the application of principles in less familiar contexts.

ADVANCED PHYSICS

AP1. Forces and equilibrium

AP1.1 Understand the nature of scalars and vectors:

- a. Examples include velocity, speed, mass, momentum, force, weight, acceleration, displacement and distance.
- b. Know and be able to interpret vector notation.

AP1.2 Components and resultants of vectors:

- a. Be able to resolve a vector into two components at right angles to each other by drawing and by calculation.
- b. Find the resultant of two coplanar vectors at any angle to each other by drawing.
- c. Find the resultant of two coplanar vectors at right angles to each other by calculation.

AP1.3 Moments:

- a. Understand moment defined as force \times perpendicular distance from the point to the line of action of the force.
- b. Be able to calculate the moment of a force about a point (2 dimensions only).
- c. Know and be able to apply the principle of moments.

AP1.4 Understand the use of normal and frictional components of contact forces between two surfaces. The distinction between static and dynamic friction is not included.

AP1.5 Understand and use the condition for a particle to be in equilibrium in simple situations. Equilibrium may involve a stationary particle or one moving at constant velocity.

AP1.6 Understand and use the terms *smooth* and *rough*.

AP1.7 Understand and be able to apply the concept of centre of gravity (centre of mass):

- a. Understand that the weight of a body acts through its centre of gravity.
- b. Identify the position of the centre of gravity of simple planar bodies using symmetry.

AP1.8 Solve problems involving equilibrium of rigid bodies under coplanar forces (zero resultant force and zero resultant moment):

- a. These problems could involve an object on an inclined plane, with or without friction.
- b. Understand and apply the representation of forces using a triangle of forces.

AP2. Kinematics

- AP2.1 Understand graphical methods involving distance, displacement, speed, velocity, acceleration and time.
- AP2.2 Use graphical representation of 1-dimensional motion to make various deductions (for example, find the displacement from a velocity–time graph).
- AP2.3 Solve questions involving the equations of motion:
- $v = u + at$
 - $s = ut + \frac{1}{2}at^2$
 - $s = \frac{(u + v)t}{2}$
 - $v^2 = u^2 + 2as$
- AP2.4 Know and be able to apply the equation: power = force \times velocity

AP3. Newton's laws

- AP3.1 Apply Newton's laws to linear motion of point masses moving under the action of forces, including friction and drag (the resistive force experienced by an object travelling through a fluid).
- Understand that drag force increases with speed.
 - Understand and apply the explanation of terminal velocity in terms of forces acting.
- AP3.2 Model a body moving vertically, or on an inclined plane, with constant acceleration.
- AP3.3 Solve problems involving projectile motion as the independent effect of motion in horizontal and vertical directions in a uniform gravitational field.
- Problems will be solvable using the equations of motion.
 - Be able to consider qualitatively the effect of air resistance on projectile motion.
- AP3.4 Solve simple problems involving two bodies connected by a light inextensible string or rod.
- For example, two bodies connected by a string over a light smooth pulley or a car towing a caravan.
 - Interpret and use free body diagrams.

AP4. Momentum

- AP4.1 Understand and use the definition of linear momentum.
- AP4.2 Understand and use the principle of conservation of momentum in 1-dimensional situations, including coalescence involving elastic collisions (where there is no loss of kinetic energy) and inelastic collisions (where there is a loss of kinetic energy).
- AP4.3 Understand how to relate conservation of momentum to Newton's laws of motion.
Know and be able to apply the equation: force = rate of change of momentum
- AP4.4 Understand and be able to apply the impulse of a force: impulse = $F\Delta t$

AP5. Energy

- AP5.1 Understand and use the concepts of:

gravitational potential energy, $\Delta E_p = mg\Delta h$

kinetic energy, $E_k = \frac{1}{2}mv^2$

- Be able to apply the quantitative and qualitative use of energy conservation to examples involving gravitational potential energy, kinetic energy, and work done against resistive forces.
- Understand and apply the principle of conservation of energy.

- AP5.2 Know and be able to apply the equation:

power = rate of doing work = rate of energy transfer, $P = \frac{\Delta W}{\Delta t}$

- AP5.3 Know and be able to apply the equation:

efficiency = $\frac{\text{useful energy transfer}}{\text{total energy input}} \times 100\%$

AP6. Materials

- AP6.1 Know and be able to apply the equation: density = $\frac{\text{mass}}{\text{volume}}$

- AP6.2 Know and be able to apply the equation: pressure = $\frac{\text{normal force}}{\text{area}}$

- AP6.3 Understand and be able to use the concepts of tensile and compressive deformation.

- AP6.4 Know and be able to describe the behaviour of springs in terms of load, extension and elastic limit.

- AP6.5 Know and be able to apply Hooke's law (force is proportional to extension):

- Know and be able to apply the equation:

spring constant = force per unit extension

- Understand graphical methods involving force and extension.

AP6.6 Understand and be able to use the terms *stress*, *strain* and *ultimate tensile strength*.

AP6.7 Recall and be able to use the equation: Young modulus = $\frac{\text{stress}}{\text{strain}}$

where stress = $\frac{\text{force}}{\text{cross - sectional area}}$ and strain = $\frac{\text{extension}}{\text{unstretched length}}$

AP6.8 Recall and be able to use the concept of strain energy:

a. as the area under the force–extension graph

b. recall and be able to use the equation: strain energy = $\frac{1}{2}Fx = \frac{1}{2}kx^2$

AP6.9 Understand and be able to use the concepts of elastic and plastic deformation.

AP7. Waves

AP7.1 Know and be able to describe wave motion as illustrated by vibration in ropes, springs and ripple tanks.

AP7.2 Know and understand the terms *displacement*, *amplitude*, *wavelength*, *frequency*, *period*, *speed*, *path difference* and *phase difference*.

AP7.3 Recall and be able to use the equation: frequency = $\frac{1}{\text{period}}$

AP7.4 Recall and be able to use the equation: speed = frequency \times wavelength

AP7.5 Understand and be able to compare transverse and longitudinal waves.

a. Understand and be able to interpret graphical representations of transverse and longitudinal waves.

AP7.6 Understand and be able to use the principle of superposition.

AP7.7 Understand and be able to describe the formation of stationary waves using a graphical method.

AP7.8 Be able to identify nodes and antinodes.

AP7.9 Understand and be able to use the concepts of reflection and refraction of waves.

AP7.10 Recall and be able to use the equations: refractive index, $n = \frac{v_1}{v_2} = \frac{\sin \theta_1}{\sin \theta_2}$

AP7.11 Understand and be able to use the concepts of total internal reflection and critical angle (C).

a. Recall and be able to use the equation: $n = \frac{1}{\sin C}$

AP8. Electricity

- AP8.1 Recall and be able to use the equation: charge = current \times time
- AP8.2 Recall and be able to use the equation: potential difference, pd = $\frac{\text{work done}}{\text{charge}}$
- AP8.3 Know and be able to apply Ohm's law.
- AP8.4 Recall and be able to use the equation: $V = IR$
- AP8.5 Recall and be able to use the equations:
- $P = VI$
 - $P = I^2R$
 - $P = \frac{V^2}{R}$
- AP8.6 Understand and be able to interpret the V - I characteristics of an ohmic resistor, a filament lamp and a semi-conductor diode.
- AP8.7 Know the behaviour of LDRs and NTC thermistors.
- AP8.8 Recall and be able to use the equation: resistivity = resistance $\times \frac{\text{cross-sectional area}}{\text{length}}$
- AP8.9 Recall and be able to use standard circuit symbols.
- AP8.10 Draw and be able to interpret circuit diagrams.
- AP8.11 Understand electromotive force (emf) as the work done in driving unit charge around a complete circuit.
- Distinguish between emf and pd in terms of energy considerations.
 - Understand internal resistance and its effect on the terminal pd of a supply.
- AP8.12 Recall and be able to apply Kirchhoff's laws:
- Understand Kirchhoff's first law in terms of conservation of charge.
 - Understand Kirchhoff's second law in terms of conservation of energy.
 - Be able to apply Kirchhoff's laws to circuit problems.
- AP8.13 Understand and be able to apply formulae for combined resistance of two (or more) resistors:
- in series
 - in parallel
- AP8.14 Understand the principle of a potential divider circuit, including the equations:
- $\frac{V_{\text{out}}}{V_{\text{in}}} = \frac{R_1}{R_1 + R_2}$
 - $\frac{V_1}{V_2} = \frac{R_1}{R_2}$

ADVANCED MATHEMATICS

AM1. Algebra and functions

AM1.1 Laws of indices for all rational exponents.

AM1.2 Use and manipulation of surds.

Simplifying expressions that contain surds, including rationalising the denominator.

For example: simplifying $\frac{\sqrt{5}}{3+2\sqrt{5}}$ and $\frac{3}{\sqrt{7}-2\sqrt{3}}$

AM1.3 Quadratic functions and their graphs; the discriminant of a quadratic function; completing the square; solution of quadratic equations.

AM1.4 Simultaneous equations: analytical solution by substitution, e.g. of one linear and one quadratic equation.

AM1.5 Solution of linear and quadratic inequalities.

AM1.6 Algebraic manipulation of polynomials, including:

a. expanding brackets and collecting like terms

b. factorisation and simple algebraic division (by a linear polynomial, including those of the form $ax + b$, and by quadratics, including those of the form $ax^2 + bx + c$)

c. use of the Factor Theorem and the Remainder Theorem

AM1.7 Qualitative understanding that a function is a many-to-one (or sometimes just a one-to-one) mapping.

Familiarity with the properties of common functions, including $f(x) = \sqrt{x}$ (which always means the 'positive square root') and $f(x) = |x|$.

AM2. Sequences and series

AM2.1 Sequences, including those given by a formula for the n^{th} term and those generated by a simple recurrence relation of the form $x_{n+1} = f(x_n)$

AM2.2 Arithmetic series, including the formula for the sum of the first n natural numbers.

AM2.3 The sum of a finite geometric series.

The sum to infinity of a convergent geometric series, including the use of $|r| < 1$

AM2.4 Binomial expansion of $(1 + x)^n$ for positive integer n , and for expressions of the form $(a + f(x))^n$ for positive integer n and simple $f(x)$.

The notations $n!$ and $\binom{n}{r}$.

AM3. Coordinate geometry in the (x,y) -plane

AM3.1 Equation of a straight line, including:

a. $y - y_1 = m(x - x_1)$

b. $ax + by + c = 0$

Conditions for two straight lines to be parallel or perpendicular to each other.

Finding equations of straight lines given information in various forms.

AM3.2 Coordinate geometry of the circle, using the equation of a circle in the forms:

a. $(x - a)^2 + (y - b)^2 = r^2$

b. $x^2 + y^2 + cx + dy + e = 0$

AM3.3 Use of the following circle properties:

a. The perpendicular from the centre to a chord bisects the chord.

b. The tangent at any point on a circle is perpendicular to the radius at that point.

c. The angle subtended by an arc at the centre of a circle is twice the angle subtended by the arc at any point on the circumference.

d. The angle in a semicircle is a right angle.

e. Angles in the same segment are equal.

f. The opposite angles in a cyclic quadrilateral add to 180° .

g. The angle between the tangent and chord at the point of contact is equal to the angle in the alternate segment.

AM4. Trigonometry

AM4.1 The sine and cosine rules, and the area of a triangle in the form $\frac{1}{2}ab \sin C$.

The sine rule includes an understanding of the 'ambiguous' case (angle-side-side).

Problems might be set in 2 or 3 dimensions.

AM4.2 Radian measure, including use for arc length and area of sector and segment.

AM4.3 The values of sine, cosine and tangent for the angles: 0° , 30° , 45° , 60° , 90° .

AM4.4 The sine, cosine and tangent functions; their graphs, symmetries, and periodicity.

AM4.5 Knowledge and use of the equations:

a. $\tan \theta = \frac{\sin \theta}{\cos \theta}$

b. $\sin^2 \theta + \cos^2 \theta = 1$

AM4.6 Solution of simple trigonometric equations in a given interval (this may involve the use of the identities in 4.5).

For example: $\tan \theta = -\frac{1}{\sqrt{3}}$ for $-\pi < x < \pi$ $\sin^2(2x + \frac{\pi}{3}) = \frac{1}{2}$ for $-2\pi < x < 2\pi$

$$12\cos^2 x + 6\sin x - 10 = 2 \text{ for } 0^\circ < x < 360^\circ$$

AM5. Exponentials and logarithms

AM5.1 $y = a^x$ and its graph, for simple positive values of a .

AM5.2 Laws of logarithms:

a. $a^b = c \Leftrightarrow b = \log_a c$

b. $\log_a x + \log_a y = \log_a (xy)$

c. $\log_a x - \log_a y = \log_a \left(\frac{x}{y} \right)$

d. $k \log_a x = \log_a (x^k)$

including the special cases:

e. $\log_a \left(\frac{1}{x} \right) = -\log_a x$

f. $\log_a a = 1$

Questions requiring knowledge of the change of base formula will not be set.

AM5.3 The solution of equations of the form $a^x = b$, and equations which can be reduced to this form, including those that need prior algebraic manipulation.

For example: $3^{2x} = 4$ and $25^x - 3 \times 5^x + 2 = 0$

AM6. Differentiation

AM6.1 The derivative of $f(x)$ as the gradient of the tangent to the graph $y = f(x)$ at a point.

a. Interpretation of a derivative as a rate of change.

b. Second-order derivatives.

c. Knowledge of notation: $\frac{dy}{dx}$, $\frac{d^2y}{dx^2}$, $f'(x)$, and $f''(x)$

Differentiation from first principles is excluded.

AM6.2 Differentiation of x^n for rational n , and related sums and differences. This might require some simplification before differentiating.

For example, the ability to differentiate an expression such as $\frac{(3x+2)^2}{x^{\frac{1}{2}}}$

AM6.3 Applications of differentiation to gradients, tangents, normals, stationary points (maxima and minima only), increasing functions [$f'(x) \geq 0$] and decreasing functions [$f'(x) \leq 0$]. Points of inflexion will not be examined, although a qualitative understanding of points of inflexion in the curves of simple polynomial functions is expected.

AM7. Integration

AM7.1 Definite integration as related to the 'area between a curve and an axis'. The difference between finding a definite integral and finding the area between a curve and an axis is expected to be understood.

AM7.2 Finding definite and indefinite integrals of x^n for n rational, $n \neq 1$, and related sums and differences, including expressions which require simplification prior to integrating.

$$\text{For example: } \int (x+2)^2 dx \quad \text{and} \quad \int \frac{(3x-5)^2}{x^{\frac{1}{2}}} dx$$

AM7.3 An understanding of the Fundamental Theorem of Calculus and its significance to integration. Simple examples of its use may be required in the forms:

a. $\int_a^b f(x) dx = F(b) - F(a)$, where $F'(x) = f(x)$

b. $\frac{d}{dx} \int_a^x f(x) dx = f(x)$

AM7.4 Combining integrals with either equal or contiguous ranges.

$$\text{For example: } \int_2^5 f(x) dx + \int_2^5 g(x) dx = \int_2^5 [f(x) + g(x)] dx$$

$$\int_2^4 f(x) dx + \int_4^3 f(x) dx = \int_2^3 f(x) dx$$

AM7.5 Approximation of the area under a curve using the trapezium rule; determination of whether this constitutes an overestimate or an underestimate.

AM7.6 Solving differential equations of the form $\frac{dy}{dx} = f(x)$

AM8. Graphs of functions

AM8.1 Recognise and be able to sketch the graphs of common functions that appear in this specification: these include lines, quadratics, cubics, trigonometric functions, logarithmic functions, exponential functions, square roots, and the modulus function.

AM8.2 Knowledge of the effect of simple transformations on the graph of $y = f(x)$ with positive or negative value of a as represented by:

a. $y = af(x)$

b. $y = f(x) + a$

c. $y = f(x + a)$

d. $y = f(ax)$

Compositions of these transformations.

AM8.3 Understand how altering the values of m and c affects the graph of $y = mx + c$

AM8.4 Understand how altering the values of a , b and c in $y = a(x + b)^2 + c$ affects the corresponding graph.

- AM8.5 Use differentiation to help determine the shape of the graph of a given function, including:
- a. finding stationary points (excluding inflexions)
 - b. when the graph is increasing or decreasing
- AM8.6 Use algebraic techniques to determine where the graph of a function intersects the coordinate axes; appreciate the possible numbers of real roots that a general polynomial can possess.
- AM8.7 Geometric interpretation of algebraic solutions of equations; relationship between the intersections of two graphs and the solutions of the corresponding simultaneous equations.

ADVANCED CHEMISTRY

AC1. Atomic structure

- AC1.1 Deduce the electron configuration of atoms (up to $Z = 36$) and corresponding ions (given ionic charge) in terms of main energy levels and s, p and d orbitals.
- AC1.2 Define first ionisation energy, and write equations for first and successive ionisation energies.
- AC1.3 Understand how first and successive ionisation energies in Period 3 and Group 2 relate to electron shells and sub-shells.
- AC1.4 Understand how a simple time-of-flight (ToF) mass spectrometer works, including expressions for kinetic energy ($\frac{1}{2}mv^2$) and speed ($\frac{d}{t}$).

AC2. Bonding and structure

- AC2.1 Describe permanent and induced dipole–dipole interactions between molecules, including hydrogen bonding.
- AC2.2 Describe the term *electronegativity*, and use it to explain the existence of polar bonds.
- AC2.3 Know why some molecules with polar bonds do not have a permanent dipole.
- AC2.4 Understand and be able to predict the shapes of simple molecules and ions with up to six outer shell pairs of electrons (any combination of bonding pairs and lone pairs, excluding those involving a total of 5 pairs with at least one lone pair) in terms of electron pair repulsion theory (valence shell electron pair repulsion model).

AC3. Energetics

- AC3.1 Define and be able to use quantitatively the terms: *standard enthalpy changes of reaction, formation and combustion*.
- AC3.2 Be able to calculate enthalpy changes using Hess's law.

AC4. Kinetics

- AC4.1 Be able to draw and interpret Maxwell–Boltzmann distribution curves for two different temperatures in order to explain the effects of temperature change and a change of activation energy on rate of reaction.

AC5. Equilibria

- AC5.1 Know that equilibria are dynamic in nature; know Le Chatelier's principle and use it to deduce the qualitative effects of temperature, pressure and concentration changes on the position of equilibrium (homogeneous reactions only).
- AC5.2 Be able to construct an expression for the equilibrium constant, K_c , of a homogeneous reaction in terms of concentrations, determine its units, and perform calculations using such an expression.

AC6. Redox

- AC6.1 Be able to apply the rules for assigning oxidation state to atoms in elements, compounds and ions; recognise and write the oxidation state of an element in a formula.
- AC6.2 Understand oxidation and reduction in terms of electron transfer and changes in oxidation state, applied to reactions of s, p and d block elements.
- AC6.3 Be able to deduce and combine half-equations for redox reactions, for example using e^- , H^+ and/or H_2O .

AC7. Inorganic chemistry and the Periodic Table

- AC7.1 Be able to describe the organisation of elements in the Periodic Table according to their atomic (proton) number and electron configurations; describe the classification of elements into s, p and d blocks.
- AC7.2 Know and be able to apply the chemical properties of Group 2 (Mg to Ba) elements and their compounds, specifically:
- the reactions of Group 2 metals with oxygen and water
 - the reactions of Group 2 metal oxides with water (including the pH of resulting solutions)
 - the relative solubilities of the hydroxides and sulfates of Group 2 metals
 - the thermal decomposition of Group 2 metal carbonates (including the trend in ease of decomposition)
- AC7.3 Know and describe the reactions of chlorine with water and cold aqueous NaOH.
- AC7.4 Know and describe the reactions of NaX with concentrated sulfuric acid in order to compare the reducing ability of halide ions.
- AC7.5 Know and be able to explain the following trends in properties of Group 1, 2 and 17 elements:
- reactivity
 - atomic radii
 - first ionisation energy
 - boiling points (Group 17 only)

- AC7.6 Know and be able to explain the trends in properties of elements across Periods 2 and 3, specifically:
- melting and boiling points
 - first ionisation energy
 - atomic radii
 - electronegativity

AC8. Organic chemistry

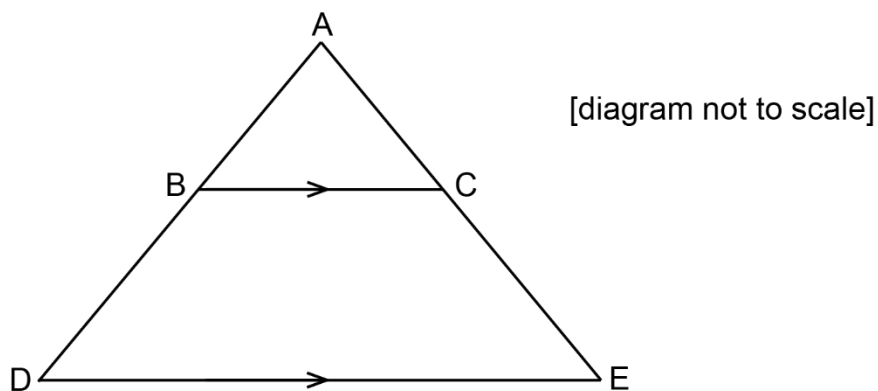
- AC8.1 Be able to represent and recognise the formulae of organic compounds in molecular, structural, displayed and skeletal form.
- AC8.2 Understand the terms *structural isomers* (also known as *constitutional isomers*) and *stereoisomers* (limited to geometric (*E/Z*)-isomerism as a result of restricted rotation about a carbon–carbon double bond).
- AC8.3 Be able to recognise and determine structural and displayed formulae of isomers.
- AC8.4 Be able to recognise from the name, or diagram/structure/formula, cycloalkanes, and know that they have the general formula C_nH_{2n} .
- AC8.5 Be able to recognise and understand what is meant by reactions classified as addition, elimination, substitution, oxidation, addition polymerisation.
- AC8.6 Be able to outline reaction mechanisms classified as (free) radical substitution, electrophilic addition and nucleophilic substitution, using ‘curly arrow’ diagrams for electrophilic addition and nucleophilic substitution. Deduce mechanisms from equations.
- AC8.7 Be able to explain how the relative stability of intermediate carbocations affects the products of addition to unsymmetrical alkenes.
- AC8.8 Understand how factors such as single and double covalent bonds, bond polarity and bond enthalpy influence reactivity; illustrate and recognise these factors by reference to appropriate reactions.
- AC8.9 Know and describe the following reactions used in organic synthesis:
- substitution reactions of alkanes by halogens in the presence of UV light
 - substitution reactions of halogenoalkanes by NH_3 , OH^- and CN^-
 - elimination reactions of halogenoalkanes
 - elimination of water from alcohols to form alkenes
 - oxidation of alcohols to form aldehydes, ketones and carboxylic acids
- AC8.10 Be able to describe chemical tests for alcohols, for carboxylic acids, and for distinguishing between aldehydes and ketones using Tollens’ reagent.
- AC8.11 Be able to identify organic compound structures using molecular ion peaks and fragmentation peaks from mass spectra; know that mass spectra can be used as ‘fingerprints’ to identify molecules by comparison of spectra.

APPENDIX 3: EXAMPLE QUESTIONS

In the following questions, the correct answer has been underlined.

Section 1: Mathematics

A shape is formed by drawing a triangle ABC inside the triangle ADE .



BC is parallel to DE .

$$AB = 4 \text{ cm} \quad BC = x \text{ cm} \quad DE = (x + 3) \text{ cm} \quad DB = (x - 4) \text{ cm}$$

What is the length, in cm, of DE ?

- A 5
- B 7
- C 9
- D $4 + 2\sqrt{7}$
- E $7 + 2\sqrt{7}$

Section 1: Physics

A ball is thrown vertically upwards and leaves the thrower's hand with a speed of 12 m s^{-1} . It can be assumed that all of the initial kinetic energy of the ball has been converted into gravitational potential energy when the ball reaches its highest point.

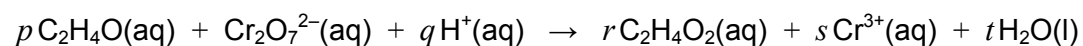
To what height does the ball rise?

(gravitational field strength = 10 N kg^{-1})

- A** 7.2 m
- B** 14.4 m
- C** 24 m
- D** 60 m
- E** 120 m

Section 1: Chemistry

By using standard techniques to balance chemical equations and ensuring that the net charge is equal on both sides, what is the correct value for t in the following balanced equation?

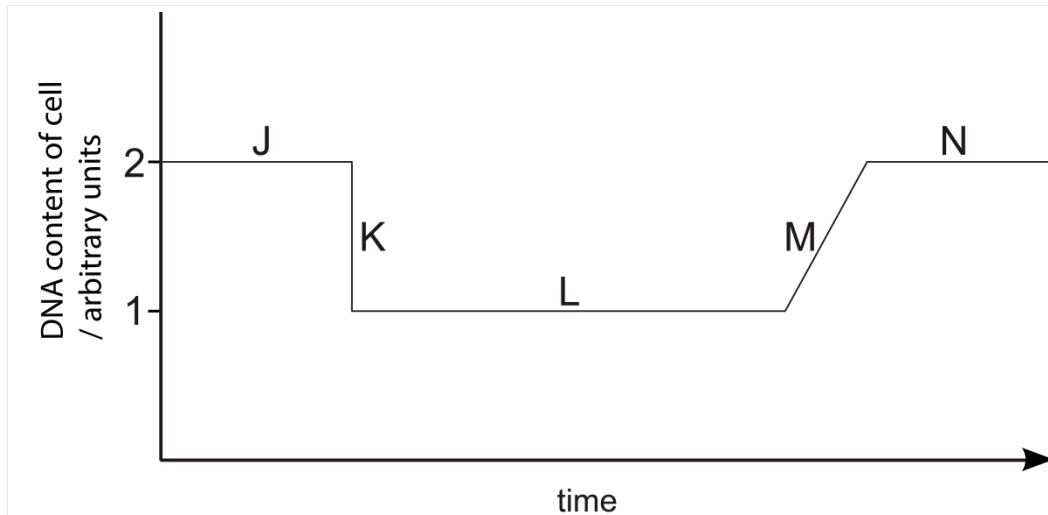


- A** 1
- B** 2
- C** 4
- D** 6
- E** 8

Section 1: Biology

Before a cell can divide by mitosis, DNA synthesis has to take place. Following DNA synthesis, the DNA is separated into each half of the cell and then the cell divides.

The following graph shows the DNA content per cell over a period of time.

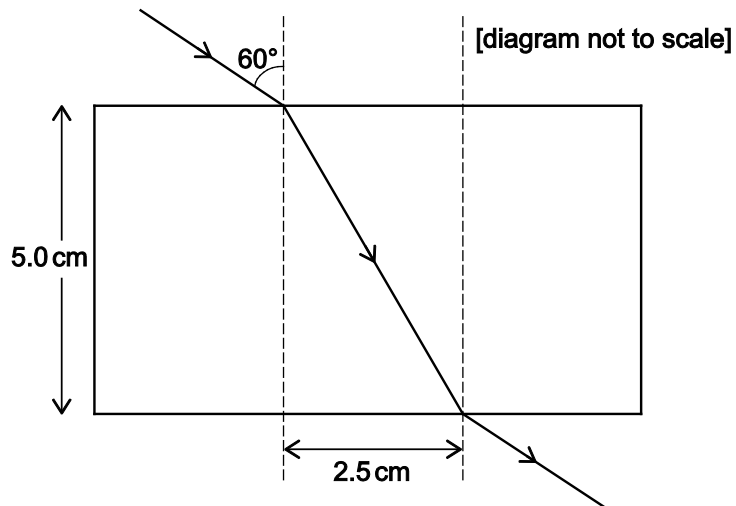


Which of the letters on the graph represent the sequence of the three events described above?

	<i>cell divides</i>	<i>DNA synthesis</i>	<i>DNA separates</i>
A	J	K	L
B	J	L	M
C	K	L	M
<u>D</u>	K	M	N
E	L	M	N
F	L	M	J
G	M	N	J
H	M	N	K

Section 2: Physics

A ray of light in air strikes the surface of a rectangular transparent block at an angle of 60° to the normal. The ray passes through the block and exits from the far side as shown. The width of the block is 5.0 cm and the distance between the normal at the point of entry to the block and the normal at the point of exit from the block is 2.5 cm .



What is the refractive index of the block?

- A $\frac{2}{\sqrt{15}}$
- B $\frac{1}{\sqrt{3}}$
- C $\frac{1}{\sqrt{2}}$
- D $\frac{2}{\sqrt{5}}$
- E $\frac{\sqrt{5}}{2}$
- F $\sqrt{2}$
- G $\sqrt{3}$
- H $\frac{\sqrt{15}}{2}$

Section 2: Chemistry

Deuterium, D, is an isotope of hydrogen. It has one neutron and one proton in its nucleus (${}^2_1\text{H}$ is an alternative representation).

Like the more common isotope of hydrogen, ${}^1_1\text{H}$, deuterium reacts with oxygen to form water.

Consider the following information about hydrogen, deuterium and water:

	<i>bond energy</i> / kJ mol^{-1}
H–H	436
D–D	443
O–H	464
O–D	471

	<i>boiling point</i> / $^{\circ}\text{C}$
H_2	–252.8
D_2	–249.7
H_2O	100.0
D_2O	101.4

Both H_2O and D_2O dissociate into ions, according to the following equations:



At a given temperature, the equilibrium constant for H_2O dissociation is greater than that for D_2O dissociation.

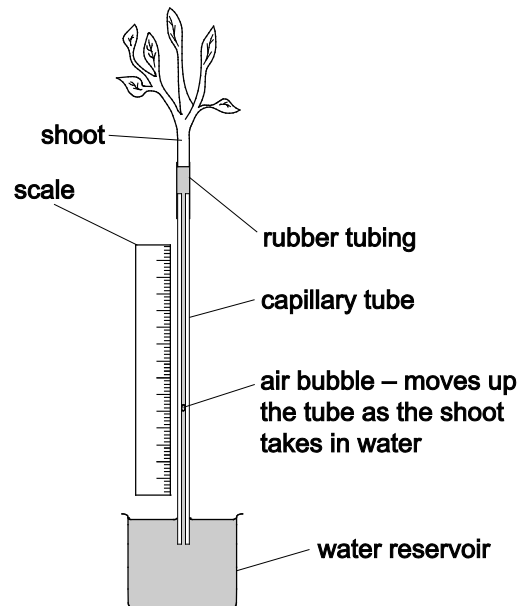
Under the same conditions, which of the following comparisons is/are correct?

- 1 The reaction of D_2 with oxygen releases less energy than H_2 with oxygen.
- 2 H_2O is more acidic than D_2O when measured at the same temperature.
- 3 The boiling points of D_2 and D_2O are higher than H_2 and H_2O , respectively, because the individual bond energies are higher.

- A** none of them
- B** 1 only
- C** 2 only
- D** 3 only
- E** 1 and 2 only
- F** 1 and 3 only
- G** 2 and 3 only
- H** 1, 2 and 3

Section 2: Biology

The diagram shows apparatus that can be used to measure the water loss from a leafy shoot.



Three students, P, Q and R, each set up the apparatus and recorded how far the air bubble had moved in 15 minutes. It was observed that each student's apparatus had capillary tubing with a different internal diameter.

student	distance bubble moved in 15 minutes / mm	internal diameter / mm
P	90	0.60
Q	33	1.00
R	25	1.20

Which row shows the students' results from most water lost to least water lost, and what can be concluded about the observed results?

	water lost from most to least	conclusion
A	P Q R	the apparatus in P was placed in a humid environment
B	P Q R	there is insufficient information to explain the results
C	P R Q	the apparatus in P was placed in a hot dry environment
D	P R Q	there is insufficient information to explain the results
E	R Q P	the apparatus in R was placed in a humid environment
F	R Q P	there is insufficient information to explain the results
G	R P Q	the apparatus in R was placed in a hot dry environment
H	R P Q	there is insufficient information to explain the results

We are Cambridge Assessment Admissions Testing, part of the University of Cambridge.
Our range of research-based admissions tests connect universities, governments and employers to the most suitable applicants from around the world.

Cambridge Assessment
Admissions Testing
The Triangle Building
Shaftesbury Road
Cambridge
CB2 8EA
United Kingdom

Admissions tests support:
admissionstesting.org/help

